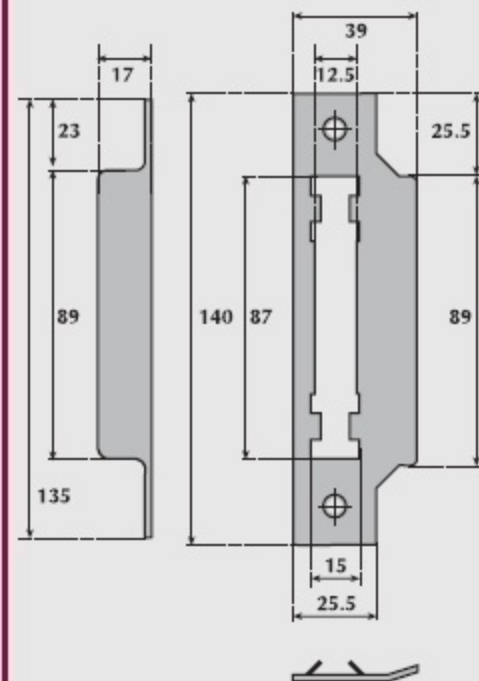


## Strike type D + Dust box DBI



### SPECIFICATION:

Stainless steel or brass.

May be supplied square or round end.

Finishes stainless steel (SS) or satin brass (SB).

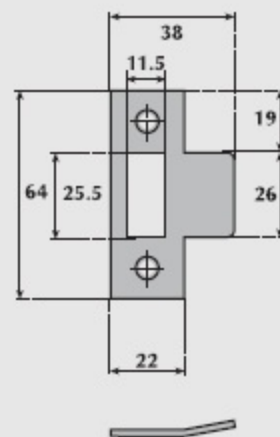
Other finishes available.

TO SUIT: G5072 MK5072

Maximum door thickness 48mm.

Extended lip version available.

## Strike type E



### SPECIFICATION:

Stainless steel or brass.

May be supplied square or round end.

Finishes stainless steel (SS) or satin brass (SB).

Other finishes available.

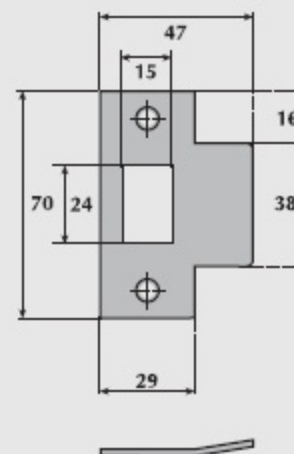
TO SUIT: G3008 G3009 MK3008  
MK3009 G4040 G4050  
G4053 G4061 G7008  
Y7008 E7008 G7008HB  
Y7008HB E7008HB G7009  
Y7009 E7009 G7058  
G7058HB G7059 G72-4053  
G72-7008 G72-7008HB  
G72-7009

Additional steel back box may be ordered separately.

Maximum door thickness 50mm.

Extended lip version available.

## Strike type F



### SPECIFICATION:

Stainless steel or brass.

May be supplied square or round end.

Finishes stainless steel (SS) or satin brass (SB).

Other finishes available.

TO SUIT: G4052 SC4052 G4054  
G4055 G4060

Additional steel back box may be ordered separately.

Maximum door thickness 65mm.

Extended lip version available.