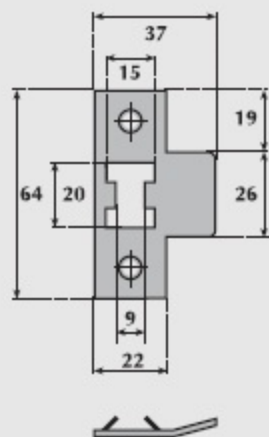


## Strike type G



### SPECIFICATION:

Stainless steel or brass.

May be supplied square or round end.

Finishes stainless steel (SS) or satin brass (SB).

Other finishes available.

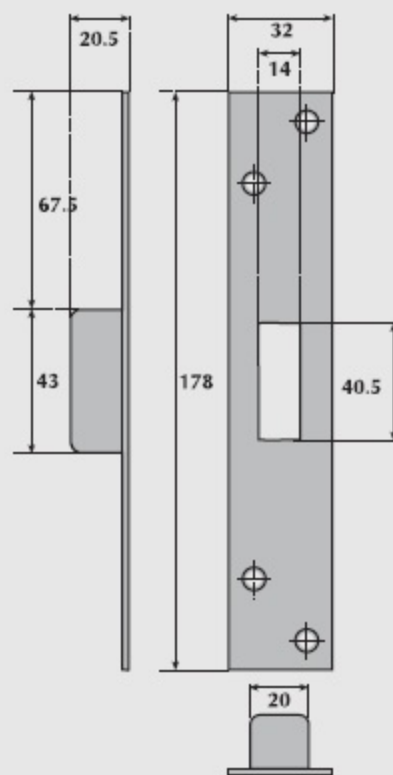
TO SUIT: G4072 SC4072

Additional steel back box may be ordered separately.

Maximum door thickness 50mm.

Extended lip version available.

## Strike type I



### SPECIFICATION:

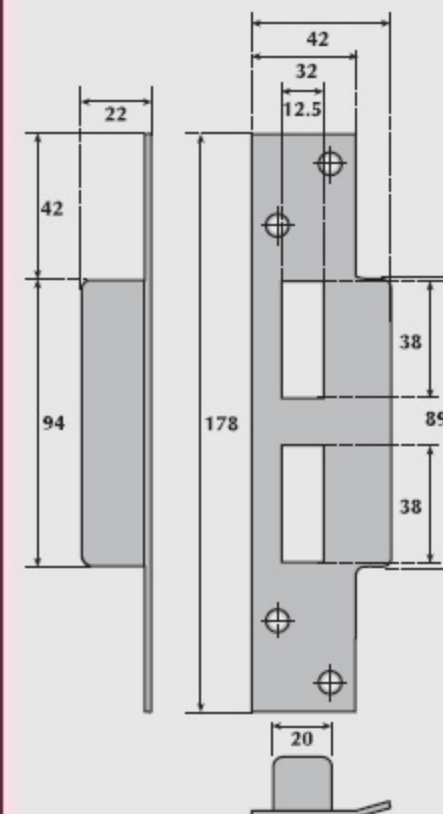
Steel, epoxy polyester powder coated.

Supplied square end only.

TO SUIT: G5004 G5005  
SC5004 SC5005  
G5007 MK5007  
MK5004 MK/SC5004  
SGI SCSGI

Maximum door thickness N/A.

## Strike type K



### SPECIFICATION:

Steel, epoxy polyester powder coated.

Supplied square end only.

TO SUIT: G5050 G7030 G7130

Maximum door thickness 54mm.

Extended lip version available.